



# LPC-P156W-2X

15.6" P-cap Panel PC with 7th/6th Gen KabyLake-U/Skylake-U Core™ i7/i5/i3, IP65 / 66 Bezel-Free and Wide Range Power Input

## Features

- ▶ -30 ~ 70°C Operating Temp
- ▶ IEC-60945 Certified / DNV Compliance
- ▶ IP65 / 66 Front Panel
- ▶ Fanless Design
- ▶ 3-Pin Power Input Terminal Block
- ▶ DC 12~24V Wide Range Power Input
- ▶ 1920\*1080 Resolution
- ▶ 450 nits LED Backlight
- ▶ Optional 1000 nits LED Backlight
- ▶ Lockable HDD Tray
- ▶ -30°C Cold Start



### System

Processor	7th/6th Gen KabyLake-U/Skylake-U Core™ i7/i5/i3
System Memory	DDR4 SO-DIMM, up to 16 GB
External I/O Port	4 x USB 3.0 2 x GbE LAN (I210-AT & I219LM, AMT 11.x supported) 1 x Display Port 1 x HDMI 3 x RS-232 1 x RS-232/422/485 (COM1) 1 x Audio 1 x Power press button 1 x 3-Pin Power Input 1 x Lockable HDD Tray
Storage	2 x SATA3 (6.0Gb/s) 1 x mSATA (full size mini-PCIe)
Operating System	6th Gen CPU for Win 7 Pro/ WES7 / Win 8 / Win 10 7th Gen CPU for Win 10
Expansion	2 x MiniPCIe Slot (1 x Nano Sim Holder)

### LCD

Display Type	15.6" TFT LCD
Max. Resolution	1920*1080
Max. Color	16.7M
Luminance	450 nits
View Angle	85/85/85/85
Backlight Lifetime	30,000 hours

### Environment

Operating Temp	-30~70 °C · IEC-60068-2-1/2/14
Storage Temp	-30~70 °C
Humidity	10~90% @40 °C, non-condensing
EMC	FCC / CE Class A Certification CE Class B Compliant
Vibration	1.5 Grms @10~500Hz, IEC-60068-2-64

### Power Requirement

Power Input	3-Pin Power Input Terminal Block DC 12~24V Power Input Input on board fuse / Input reverse / Over current / Output short circuit protection
-------------	---

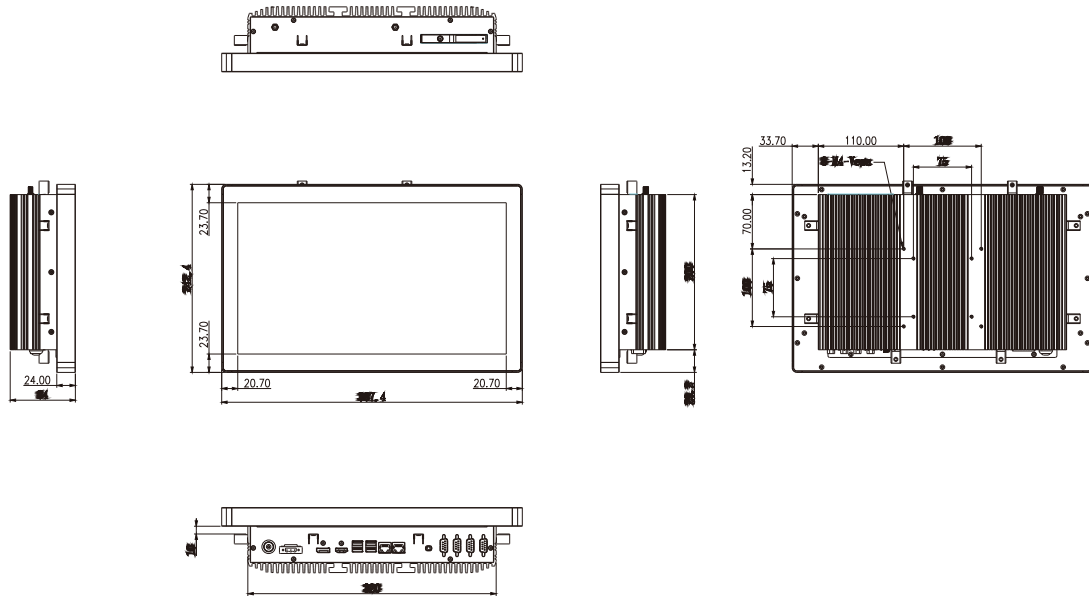
### Mechanical

Construction	Aluminum Front Bezel and Case
IP Rating	Front Panel IP65 / IP66 Compliant
Mounting	VESA / Panel Mount
Dimension	387 x 242 x 84

### Touch Screen

Type	15.6" P-cap USB
------	-----------------

## Dimension & I/O Connector



### Ordering Information

LPC-P156W-25	15.6" P-cap Panel PC with i3-6100U, 1920 x 1080 Resolution, 450 nits, DC 12~24V Power Input, including a 3-Pin Power Adapter (12V/7.5A)
LPC-P156W-26	15.6" P-cap Panel PC with i5-6300U, 1920 x 1080 Resolution, 450 nits, DC 12~24V Power Input, including a 3-Pin Power Adapter (12V/7.5A)
LPC-P156W-2K3	15.6" P-cap Panel PC with KabyLake i3-7100U, 1920 x 1080 Resolution, 450 nits, DC 12~24V Power Input, including a 3-Pin Power Adapter (12V/7.5A)
LPC-P156W-2K5	15.6" P-cap Panel PC with KabyLake i5-7300U, 1920 x 1080 Resolution, 450 nits, DC 12~24V Power Input, including a 3-Pin Power Adapter (12V/7.5A)
WFK-024	WiFi kits w/ cable & Antenna (2.4GHz, 802.11 b/g/n, 1T1R)
WFK-524	WiFi kits w/ cable & Antenna (2.4 & 5GHz, 802.11 a/b/g/n/ac + BT, 2T2R)
04-US-26-00002	120 W / 24V power adapter with 3 pin terminal block (For High Brightness Model)

### Ordering Code

LPC-P156W-2X Series	-H / -OB / -B / -AG / -AR / -V
H = High Brightness 1000 nits LED backlight	
OB = Optical Bonding	
B = Glass Without Touch	
AG = Anti-Glare	
AR = Anti-Reflection	
V = Vandal Proof Glass (By Project)	

### Ordering Example

LPC-P156W/H-26	15.6" P-cap Panel PC with i5-6300U, 1920 x 1080 Resolution, <b>1000 nits</b> , DC 12~24V Power Input, including a 3-Pin Power Adapter (12V/7.5A)
----------------	--