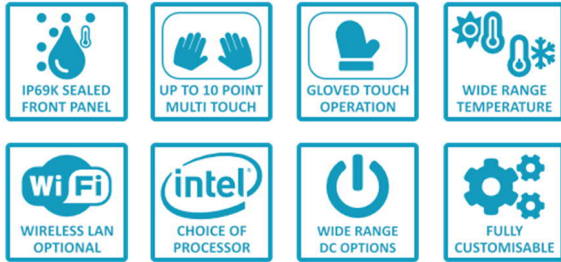


Fully customisable 17.1" Industrial Panel PC / Thin Client / Monitor



Overview

A high performing and low power 17.1" Industrial Computer Product. Boasting a wide range of configurations from a Panel PC to an Industrial Monitor, our S17 Product Range will suit any requirement you may have. The IP69K front seal provides protection against ingress of dust and high temperature, high pressure water – making this product ideal for use in conditions where equipment must be carefully sanitized, such as in the Food Industry. See all of the specifications below, and if something isn't listed that you may require, contact us and let us know as we may already have the solution you need!

General Specifications

DISPLAY			
LCD Size	17.1" (4:3)		
Max Resolution	1280 x 1024		
Brightness (cd/m ²)	350		
Contrast Ratio	1000 : 1		
Viewing Angle (H/V)	170 / 170		
Colour Depth	16.7M		
TOUCHSCREENS			
Technology	PCAP	None	
Cover Lens	4mm flush Polycarbonate filter UV stabilised	4mm flush Polycarbonate filter UV stabilised	
Surface Hardness	5H	5H	
Connectivity	USB or RS232	-	
Multi-Touch	Up to 10 points	-	
POWER			
Supply Voltage	12VDC, 9-36VDC, or 90-264VAC		
Power Consumption	PC – 40W typ.	Heated PC – 160W typ. *	Monitor – 20W typ.
	* Not available on DC options		
MECHANICAL			
Material	Stainless Steel (304) front face / Anodised Aluminium rear face		
Mounting	Cased (VESA 75 mount), Bezel or Uncased		
Dimensions (mm)	420 (W) x 402.5 (H) x 92.5 (D) cased		
Weight (g)	11Kg		
ENVIRONMENTAL			
Operating Temperature	Cased: -5°C to +45°C *	Bezel: -5°C to +50°C	
	* Extendable to -30°C with Internal Heater.		
Storage Temperature	-20°C to +70°C		
Relative Humidity	90% non-condensing		
IP Seal Level	IP66 / IP67 / IP69K		
WARRANTY			
Warranty Period	3 Years standard return to base. Extendable to 5 Years if required		



Main System Options

Panel PC	See Appendix A for specifications
Axel Thin Client	See Appendix B for specifications
Raspberry Pi Client	See Appendix C for specifications
Monitor Only	VGA, DVI and HDMI. (DP+ via an adapter cable)

APPENDIX A

MOTHERBOARD	EL	IC
Form Factor	Mini-ITX	Mini-ITX
CPU	Intel® Celeron® J6412 2.0Ghz	Intel® Core™ i5-9500TE 2.20Ghz
Core Number	4	6
Chipset	-	Intel® H310
BIOS	AMI UEFI	AMI UEFI
Graphics	Intel® UHD Graphics	Intel® UHD Graphics 630
HDMI	1 x Supports HDMI 1.4b, max resolution 4096 x 2160 @ 24Hz	1 x Supports HDMI 1.4b, max resolution 3840 x 2160 @ 30Hz
DisplayPort	N/A	1 x DisplayPort++, max resolution 4096 x 2304 @ 60Hz
VGA	N/A	N/A
RAM	Up to 32GB (DDR4-2666)	Up to 64GB (DDR4-2666)
SATA	1 x SATA3 (6.0Gb/s)	2 x SATA3 (6.0Gb/s)
Mini-PCIe	1 x Full-Sized	1 x Full-Sized
m-SATA	N/A	1
M.2	1 x M.2 Key B 2242 (SATA3.0)	1 x M.2 Key M 2242 (SATA3.0), 1 x M.2 Key E 2230 (PCIe x1 & USB2.0)
Serial Ports	1 x RS232/RS422/485, 4 x RS232	1 x RS232/RS422/485, 1 x RS232
USB Ports	4 x USB3 // 4 x USB2, 4 x USB3	2 x USB2, 2 x USB3 // 4 x USB2, 4 x USB3
Keyboard	N/A	1 (shared) – Optional
Mouse	N/A	1 (shared) – Optional
Ethernet	2 x 10/100/1000 Mbps	2 x 10/100/1000 Mbps
Audio	HD Audio (Realtek ALC897)	HD Audio (Realtek ALC662)
TPM	Infineon SLB9760 T2.0 TPM 2.0 compliant	Infineon SLB9665TT2.0 TPM 2.0 compliant
Power	40W	50W
Storage Media	256GB – 512GB SSD	256GB – 512GB SSD
Operating System	Windows 10 IoT Enterprise LTSC 64-bit	Windows 10 IoT Enterprise LTSC 64-bit

APPENDIX B

AXEL THIN CLIENT	
Description	S17 monitor with Axel M95 built in
USB	4
Ethernet	1 x TCP/IP 10/100BaseT LAN
Serial	2 x RS232
Parallel Port	1 x LPT1
Graphical Sessions	Microsoft TSE (from NT4 to 2008R2) / RemoteApp / Multipoint 2011, Citrix XenApp & Metaframe / XenDesktop, VMware View, Linux (VNC Client)
Text Sessions	AS/400 iSeries: 5250, S/390 zSeries: 3270, Unix/Linux: Telnet, SSH & TTY (ANSI, SCO OPENSERVER, UNIX SCO 3.2.2, UNIX SCO 3.2.4, XENIX SCO, ANSI INTERACTIVE, UNIX SVR4, ANSI, RS6000, ANSI DATA GENERAL, UNIXWAR E 7, LINUX, VT100/VT220, VT52, WYSE 50/60/120, DS VP-A2, ADDS VP-60, IBM 3151, ATO300, PRISM, REAL/32, THEOS, OS2 POLYMOD2, SM9400, SM9412, TWINSERVER, PROLOGUE 3, TVI 950, QVT119+, C332
Administration	Remote interactive set-up / Text sessions remote control / VNC remote control / Downloadable firmware / AXRM compliant


Appendix C



Raspberry Pi 4 B Features:

- Broadcom BCM2711, Quad core Cortex-A72 (ARM v8) 64-bit SoC @ 1.5GHz
- 4GB LPDDR4-2400 SDRAM
- 2.4GHz and 5GHz IEEE 802.11ac wireless LAN, Bluetooth 5.0, BLE
- Gigabit Ethernet
- 3 USB 3.0 ports, 2 USB 2.0 ports (1 x reserved to Touchscreen)

Various Operating Systems



Remote Desktop Connection

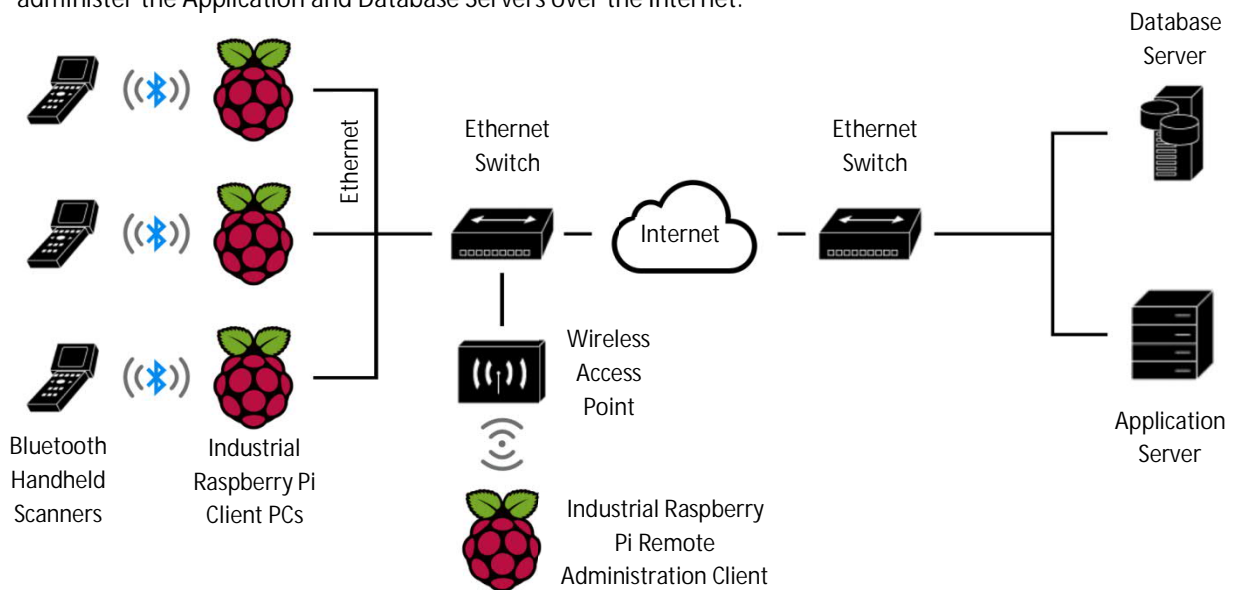
A low cost Thin Client for Remote Desktop Connections. Customers wanting to use a remote desktop connection to control an application installed on hardware elsewhere in the building, or anywhere in the world for that matter, can easily do so using the Raspberry Pi.

Web Browser Applications

If your business application is controlled via a web browser, then the Raspberry Pi is more than up to the task! Raspbian OS itself comes preinstalled with Chromium, an open-source browser project aimed at building a “safer, faster, and more stable way for all users to experience the web”.

Example Scenario:

In the following example, we have multiple Raspberry Pi Client PCs connected to the network via wired Ethernet, running a Web Browser to load an application hosted on a different site, across the internet. Connected to these Raspberry Pi Client PCs are wireless Bluetooth Handheld Scanners, used for scanning bar codes of items going through a line. The Raspberry Pi Client PCs are able to send and receive the required data to the Application Server via the Internet. A separate Raspberry Pi has been set up as a Remote Administration Client, connected to the network wirelessly. This Remote Administration Client is able to use a Remote Desktop Client to control and administer the Application and Database Servers over the Internet.



Raspberry Pi is a trademark of the Raspberry Pi Foundation.

Other System Options

EXTENDED FUNCTIONALITY AVAILABILITY				
PRODUCT TYPE	PANEL PC	AXEL THIN CLIENT	RASPBERRY PI CLIENT	MONITOR
Wi-Fi	802.11ac, 802.11a/b/g/n (optional)	802.11a/b/g/n (optional)	802.11ac, 802.11a/b/g/n (included onboard)	N/A
Bluetooth	5.0 BLE (optional)	N/A	5.0 BLE (included onboard)	N/A
Thermal Control	Yes (optional)	Yes (optional)	Yes (optional)	Yes (optional)

Thermal Control

An internal controller with a temperature sensor continuously monitors the internal ambient temperature and regulates this by use of a heater PTC F-Plate (2 x 60W). This allows the lower operating temperature of the product to be extended to -30°C (external).

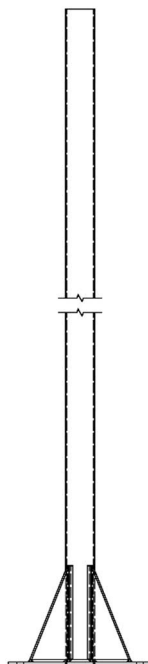
The controller can hold off power from the main electrical components of the product, ensuring that a safe internal ambient temperature is reached before they are powered, prolonging the life of the product.

Customisation

Colour: Full customisation of case colour and logos available
 OS / Software: Contact us for further details
 I/O Sockets: See Appendix D for details

Accessories

Mounting: Mounting kits include pedestal and wall mount brackets. Pedestals are available in brushed Stainless Steel and in various sizes from 1m to 3m.



Appendix D

There are various options for the input and output connectors in the S17 product range. Each option offers a different level of sealing and protection and is dependent on the configuration of the product.

The table below shows the different connector options and their IP rated sealing levels.


CONNECTOR SEALING OPTIONS		
OPTION	IP RATING	DESCRIPTION
K	IP66	Cased – Bottom Outlet - EPG Kit
T	IP67	Cased – Bottom Outlet - Metal Locking
Z	IP22	Bezel – Bottom Outlet Connections

Option K – Bottom Outlet - EPG Kit

The EPG (Entry Plate Grommet) Kit is rated at IP66, achieving complete protection against dust ingress, and water projected in powerful jets (12.5 mm (0.49 in)) against the installed EPG kit from any direction shall have no harmful effects.

The grommets are available for cables from 2 to 17 mm diameter. The 2X and 4X versions allow multiple cables in the same grommet. There is also a “blind” version available.

Some possible configurations are shown below:



Option T – Bottom Outlet - Metal Locking

The Metal Locking connectors are rated at IP67, achieving complete protection against dust ingress, and effective protection against water ingress in harmful quantities when immersed in water for up to 1m of submersion and for a duration of up to 30 minutes.

A simple quarter turn is all that is required to lock your connector in place, making sure that you lose no connectivity to the PC due to dust or water ingress, or from being disconnected accidentally.

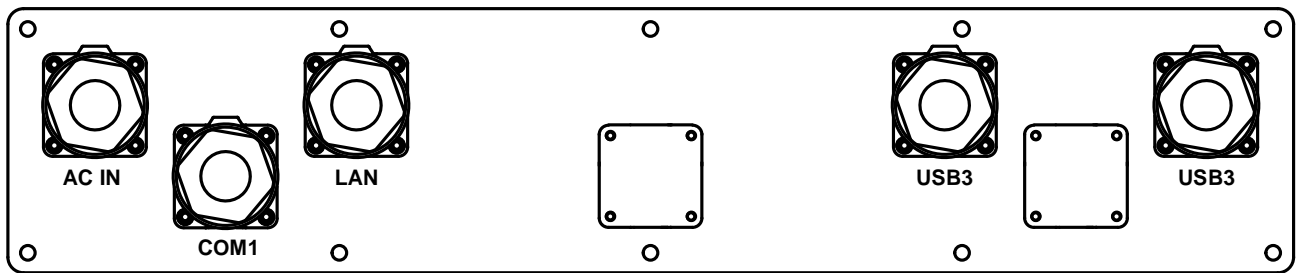


Using our standard 7-hole connector plate, the desired connector area configuration may only be reserved to 7 connections. One port must be reserved to AC/DC POWER IN, unless a different method of powering is used such as PoE (Power over Ethernet).

EXAMPLE 7-HOLE LAYOUT PANEL PC CONFIGURATION

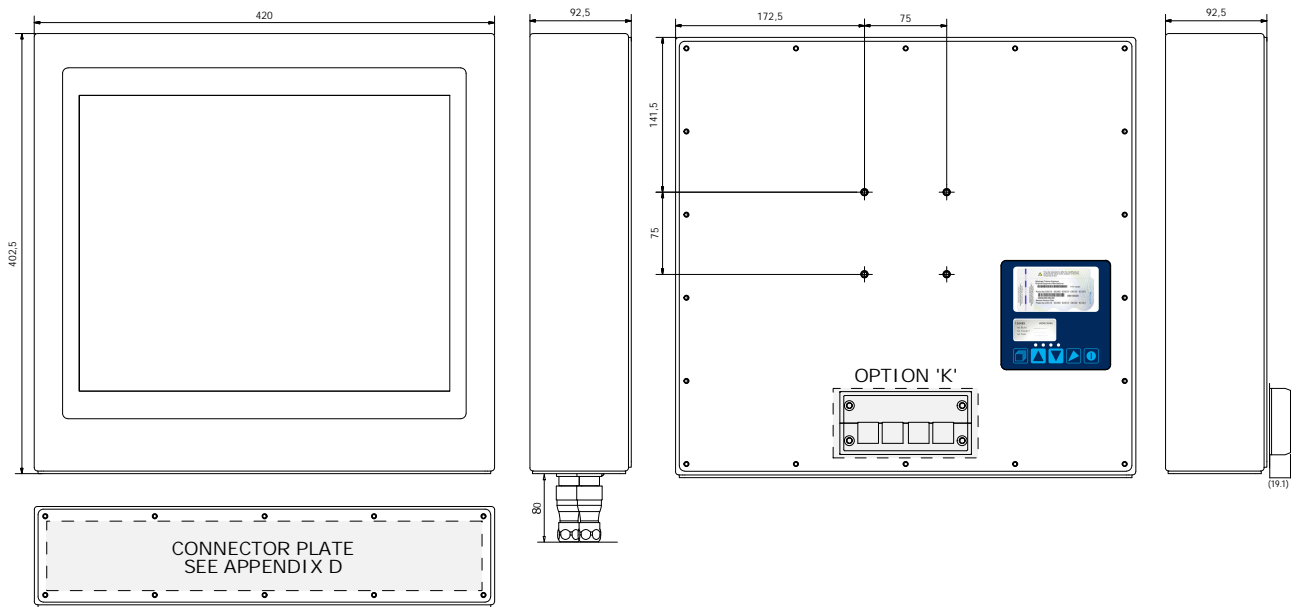
MOTHERBOARD	EL	IC	STANDARD
AC/DC POWER IN	1	1	1
LAN	1	2	1
USB3	2	2	1
USB2	0	2	0
COM	3	0	1

The below diagram is an illustration of the standard configuration in the table above.

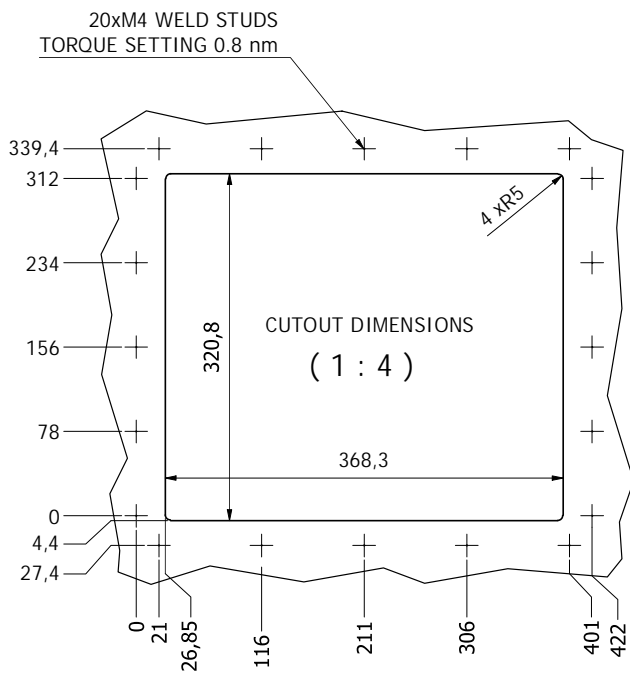
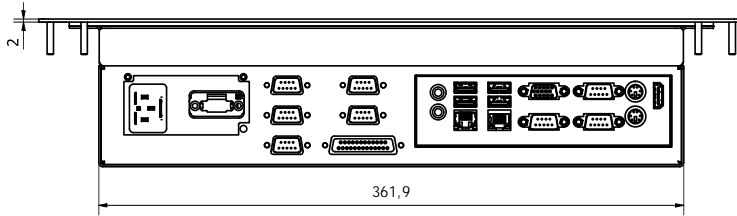



Cables are available in 2 or 5 metres length.

Dimensions Cased



Dimensions Bezel



Dimensions Uncased

